




Interchangeable Truck Body System

SUBFRAME




FEATURES


- High quality zinc prime & powder coated finish
- Lightweight design
- Rail Slides w/ no wheels
- Sloped front design for guaranteed operation with Switch-N-Go® system
- Ideal for custom usage upfits

Distributor Info:

TO FIND A DEALER/DISTRIBUTOR IN YOUR AREA



Sloped Front Design



Reinforced Plate

SPECIFICATIONS

| | 11' SUBFRAME | 16' SUBFRAME |
|-----------------------------|---|-------------------|
| REINFORCED PLATE | 7 GA WITH PLATE AND 4" STRUCTURAL CHANNEL | |
| OUTER RAIL | 4" X 5.4# CHANNEL | 5" X 6.7# CHANNEL |
| CROSSMEMBERS | 3" STRUCTURAL CHANNEL ON 13" CENTERS | |
| SYSTEM COMPATIBILITY | 11' | 14' |

Specifications are subject to change without notice. For warranty information on this or any other Switch-N-Go® product please refer switchngo.com/warranty.

