

Merritt Cab Rack



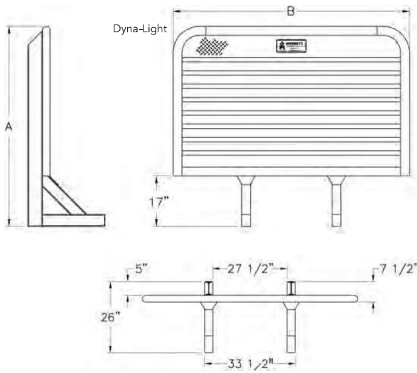
- Dyna-Tube extrusion, aerodynamic radius corner shape, for low weight.
- Offset design available to accommodate the new style exhaust systems.
- 4 inch tall, foot assembly, provides increased trailer clearance for easier mounting and durability.
- New T-Beam extrusion allows Merritt to decrease T-beam pro-file by one inch, allowing for greater swing room clearance.
- Seven mounting kits available.
- Great for storage. One door, two door and full three door enclosures are available.
- Internal shelves and chain hangers are popular options that keep your storage items out of the weather and out of sight.
- Custom configurations available upon request.



Steps to Ordering Your Cab Rack

- STEP 1:** Choose the **Model Base Unit** that fits your truck.
Height & Width of Cab.
- STEP 2:** Choose **Window or No Window**
- STEP 3:** Pick **Options:** Chain Racks, Enclosures, etc.
- STEP 4:** Call the **Merritt Customer Service Team** to place final order - 800.525.0107

Cab Rack Measurements



- Must be Installed to Merritt Specifications with a Merritt Mounting Kit.
- Mounting Kits not Included. Reference Mounting Kit - Page 7.

Cab Rack Base Unit

DIAMOND PLATE	PART NO.	A	B	WT.
Dyna-Light - Radius Corner	317	68"	70"	122
Dyna-Light - Radius Corner	318	68"	76"	125
Dyna-Light - Radius Corner	319	68"	86"	130
Dyna-Light - Radius Corner	320	68"	80"	128
Dyna-Light - Mack CH Series	321	73"	78"	133
Dyna-Light - Radius Corner	322	75"	86"	140
Dyna-Light - Tall Cab App	3750	80"	76"	176
Diamondback - 45° Corner	370	68"	70"	122
Diamondback - 45° Corner	371	68"	86"	130
Dyna-Light - Offset	3172	68"	61"	115
Dyna-Light - Offset	3182	68"	64"	117
Dyna-Light - Offset	3192	68"	69"	120
Dyna-Light - Offset	3202	68"	66"	118
Dyna-Light - Offset	3212	73"	68"	126
Dyna-Light - Offset	3222	75"	69"	133
SMOOTH PANEL	PART NO.	A	B	WT.
Dyna-Light - Radius Corner	3173	68"	70"	122
Dyna-Light - Radius Corner	3183	68"	76"	125
Dyna-Light - Radius Corner	3193	68"	86"	130
Dyna-Light - Radius Corner	3203	68"	80"	128
Dyna-Light - Mack CH Series	3213	73"	78"	133
Dyna-Light - Radius Corner	3223	75"	86"	140

Models and/or Specifications Subject to Change Without Notice.
F.O.B. - Fort Lupton CO, Sacramento CA, Dallas TX, Columbus OH, Calgary AB (Canada)

This cab rack is NOT A SAFETY DEVICE and will NOT PREVENT SERIOUS INJURY or DEATH from forward shifting cargo as a result of an accident or improper securement.

- To prevent SERIOUS INJURY or DEATH:**
- ALWAYS secure your cargo in compliance with FMCSA/DOT regulations. See 49 CFR 393 for specific requirements. Be aware of any applicable state motor carrier regulations.
 - NEVER consider this cab rack to be part of your cargo securement system. It is not a substitute for any cargo securement device and does not change any of the cargo securement requirements.
 - NEVER haul a log trailer or a pole trailer with this cab rack installed. It is a misuse of the cab rack and is strictly prohibited by Merritt Aluminum Products Company.
 - NEVER allow cargo to contact cab rack or use cab rack as a tie down point.
 - INSPECT cab rack weekly for cracks or damage. If damaged, replace cab rack.
 - CHECK torque of all bolts every 90 days. Bolts on Moon Brackets 150ft.-lbs. only.
 - Use cab rack for storing chains and equipment. For more information, visit www.merrittproducts.com
 - ONLY use a Merritt Mounting kit. If a Merritt Mounting kit is not used to install a Merritt cab rack, then your cab rack warranty will be void.

WARNING:
NEVER reuse a mounting kit. ALWAYS read and follow the Merritt Mounting Kit Assembly Instructions to ensure proper installation.
If you do not have the proper equipment or skill to install the cab rack, take your vehicle to an authorized dealer.





SELECT CAB RACK OPTIONS



OPTION #328: Deluxe Kit - Full Tray, 2 Locking Chain Racks



OPTION #363: Deluxe Kit - 24" or 18" Trays, 2 Locking Chain Racks



OPTION #147: Locking Chain Rack Cover
OPTION #1471: Locking Chain with Steel Insert



OPTION #373: Center Enclosure - 44x10x26
OPTION #375: Center Enclosure - 44x18x27



OPTION #381: Side Enclosure - 11" Deep
Not Available for BASE #317.



OPTION #340: 2 & 3 Door Enclosures
14" outer dim. x 11" inner dim.
2 Door: Works with **BASE #317**
3 Door: Works with **BASE #318, 319, 320, 321, 322**



OPTION #390: 3 Door Deep Drop Enclosure
14" outer dim. x 11" inner dim.
Works with **BASE #319, 320, 321, 322**



OPTION #3400: Full 2 & 3 Door Enclosures, Polished Aluminum
14" outer dim. x 11" inner dim.



OPTION #3402: Jail Bar 3 Door Enclosure
14" outer dim. x 11" inner dim.
OPTION #3406: Smooth Door Enclosure




Models and/or Specifications Subject to Change Without Notice.




OPTION #367: Jail Bar Window
27" W x 23" H



OPTION #369: E-Z View Window
26-5/8" W x 22-3/16" H




OPTION #386: E-Z View Full Window




OPTION #142: Grab Handle - 25"



OPTION #3430: Wide Load Sign, Air Operated



OPTION #141-1: Top Mount Light Bar, 14" Pad



A. OPTION #141-2: Top Mount Light Bar, 51.5" Pad

B. OPTION #393: Beacon Bracket, Fixed



OPTION #144: Bracket, Load Light



OPTION #4212: Stop & Turn Light Bracket

OPTION #4232: 2 Round Lights for Diamond Back Cab Rack


OPTION #4222: 2 Oval Lights

OPTION #4213: 3 Round Lights


OPTION #4223: 3 Oval Lights*

OPTION #4211: 1 Round Light*

*Will not fit BASE #317 or #318.




OPTION #336: Tray Panel Mount, 11-1/2" H x 26" W



OPTION #337: Base Tray, 30" W x 20-3/4" D



PART #230: Tuck-Away Box, 20" H x 24" D x 24" W Sold Separately



OPTION #4870: Between the Foot Bracket With Holes, 33" W x 7" H

OPTION #4871: Between the Foot Bracket Without Holes, 33" W x 7" H

Additional Options for Cab Racks

DESCRIPTION	OPTION #
Chain Rack w/o Locking Cover	128
Chain Rack w/o Lid, Flat Surface Mount	128-1
24" Wide Tray, 11.25"H x 8.5"D	333
18" Wide Tray, 11.25"H x 8.5"D	333-18
Full Width Tray, 11.25"H x 8.5"D	329
Lid Assembly for 24" Tray	334
Lid Assembly, Full Tray	331
Top Mount Tarp Tray	335

DESCRIPTION	OPTION #
Hose Hanger Assembly	392
Enclosure Shelf	341
Beacon Bracket, Sliding	413
Shelf Center Enclosure, 9" D	377
Shelf Center Enclosure, 18" D	378
Chain Rack, Single	380
Retainer, Chain Center Enclosure	379
Tire Carrier	163

Call Customer Service for Additional Options.

5

Models and/or Specifications Subject to Change Without Notice.



800.525.0107

MerrittProducts.com



Accommodates Frame Rail Mounting



- 7 models to choose from, to allow you flexibility for your needs.
- Metal surfaces are Zinc plated for durability and appearance.
- Dyna-Clamps can be mounted with u-bolt up or down position.
- Deluxe kit and Problem Solver kits for the times when items block the frame rail and a clamp will not work. (Drilling required & nuts/bolts/washers not included for the side bracket)
- Stress blocks are included to fit between the u-bolt and the CR leg. This spreads the clamping force over a larger area.

Models and/or Specifications Subject to Change Without Notice.

6





Dyna-Clamp Kits*

DESCRIPTION	OPTION #
Dyna-Clamp Kit (17" U-bolts) For Frame Rails 11" Deep or Less	324
Dyna-Clamp Kit (21" U-bolts) For Frame Rails Over 11"	325


Most popular kits. Designed for most installation needs.



Deluxe Kits*

DESCRIPTION	OPTION #
Deluxe Mounting Kit (17" U-bolts) For Frame Rails 11" Deep or Less	326
Deluxe Mounting Kit (21" U-bolts) For Frame Rails Over 11"	327

Designed to give an extra option for problem installations. Two Brackets and Two U-Bolts.

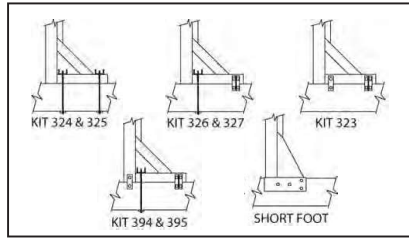


Problem Solver*

DESCRIPTION	OPTION #
Problem Solver Kit (nuts and bolts not included)	323

Designed for difficult installations in and around air tanks, hanger brackets, cross-members, fuel tanks, etc.

**All parts zinc coated for corrosion resistance.*



3-Point Mounting Kit*

DESCRIPTION	OPTION #
3-Point Mounting Kit (17" U-bolts) For Frame Rails 11" Deep or Less	394
3-Point Mounting Kit (21" U-bolts) For Frame Rails Over 11"	395

Four Brackets and Two U Bolts .

Call the Merritt Customer Service Team with questions & clarification. 800.525.0107



Merritt Cab Racks are NOT to be used in conjunction with log trailers or pole trailers.



Models and/or Specifications Subject to Change Without Notice.



Short Foot Options

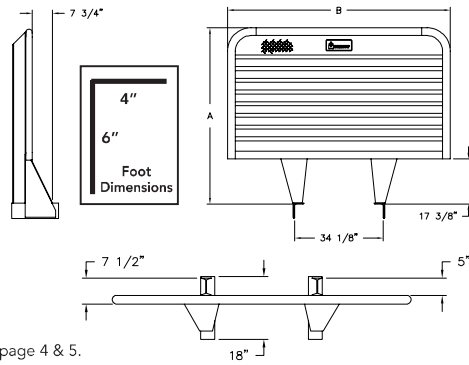


- Increased clearance over the standard Cab Rack.
- Fits any Merritt Cab Rack, Dyna-Light or Diamond Back. (15 Models)
- Drill pattern mounting instruction attached to the foot for ease of installation.
- Fits most standard truck frame widths.
- Special tray options are available to maximize trailer swing clearance. (See option order information)



STEP 1: Select your Short Foot Base Unit from the chart below:

PART#	DESCRIPTION	HxW	WT.
317301	Dyna-Light - Radius Corner	68" x 70"	122
318301	Dyna-Light - Radius Corner	68" x 76"	125
319301	Dyna-Light - Radius Corner	68" x 86"	130
320301	Dyna-Light - Radius Corner	68" x 80"	128
321301	Dyna-Light - Radius Corner	73" x 78"	133
322301	Dyna-Light - Radius Corner	75" x 86"	140
3750301	Dyna-Light - Radius Corner	80" x 76"	176
370301	Diamond Back - 45° Corner	68" x 70"	122
371301	Diamond Back - 45° Corner	68" x 86"	130



STEP 2: Select Short Foot Base Unit.

Choose your accessories from Cab Rack Options on page 4 & 5.



OPTION #628: 5" Deep Full Tray with Two Locking Chain Racks



OPTION #605: Low Mount Tray

- Use grade 8 bolts to mount. Refer to the Merritt Mounting Instructions for correct installation. (Not Included)
- Requires drilling frame rail




Call the Merritt Customer Service Team with questions & clarification. 800.525.0107

This cab rack is NOT A SAFETY DEVICE and will NOT PREVENT SERIOUS INJURY or DEATH from forward shifting cargo as a result of an accident or improper securement.

To prevent SERIOUS INJURY or DEATH:

- ALWAYS secure your cargo in compliance with FMCSA/DOT regulations. See 49 CFR 393 for specific requirements. Be aware of any applicable state motor carrier regulations.
- NEVER consider this cab rack to be part of your cargo securement system. It is not a substitute for any cargo securement device and does not change any of the cargo securement requirements.
- NEVER haul a log trailer or a pole trailer with this cab rack installed. It is a misuse of the cab rack and is strictly prohibited by Merritt Aluminum Products Company.
- NEVER allow cargo to contact cab rack or use cab rack as a tie down point.
- INSPECT cab rack weekly for cracks or damage. If damaged, replace cab rack.
- CHECK torque of all bolts every 90 days. Bolts on Moon Brackets 150ft.-lbs. dry.
- Use cab rack for storing chains and equipment. For more information, visit www.merrittproducts.com
- ONLY use a Merritt Mounting Kit. If a Merritt Mounting Kit is not used to install a Merritt cab rack, then your cab rack warranty will be void.

WARNING:
NEVER reuse a mounting kit. ALWAYS read and follow the Merritt Mounting Kit Assembly Instructions to ensure proper installation. If you do not have the proper equipment or skill to install the cab rack, take your vehicle to an authorized dealer.



Models and/or Specifications Subject to Change Without Notice.



All-in-One, Mount & Go



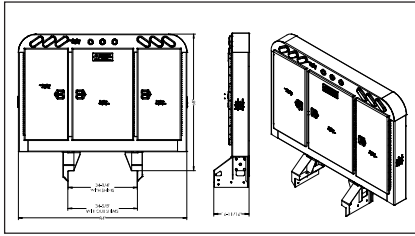
- The Northern-Light CR unit comes standard with a 3 door enclosure and LED lights (as shown).
- 6' Wiring harness.
- 2 chain hangers in each outside compartment.
- 2 heavy duty shelves in the center compartment.
- The enclosure has 8" and 11" deep options available.
- The unique foot allows you to mount it with a 324 or 325 U-bolt kit or it can mount like a Short Foot by bolting through the frame web.
- It does not have rear beams, you can mount the unit 5" closer than a normal enclosure unit.
- Northern-Light CR, 68" X 84", with lights, shelves and chain hangers.

Models and/or Specifications Subject to Change Without Notice.



STEP 1:

PART#	DESCRIPTION	HxW	WT.
3700	8" Deep, All Diamond Plate	68" x 84"	310
3701	8" Deep, Bright Smooth Doors	68" x 84"	310
3702	8" Deep, Stainless steel Doors	68" x 84"	327
3710	11" Deep, All Diamond Plate	68" x 84"	334
3711	11" Deep, Bright Smooth Doors	68" x 84"	334
3712	11" Deep, Stainless steel Doors	68" x 84"	363
3240	Northern-Light Clamp Kit (14" U-bolts)	-	25



Three LED stop/turn lights in each corner.



Three LED marker lights centered.



The foot is made of steel and is Zinc plated for anti-rust and a finished look.



Foot assembly with the cut outs for the U-bolts to mount through and also, the pre-drilled mounting holes for side mounting. Your choice!



Inside view of the foot. Please note the design to achieve the strength needed.



Center compartment with 2 shelves.



Chain hangers in each side compartment



No rear Beams. You can get the unit closer to the cab than a normal CR.

Must be side mounted (drilled) or mounted with the 3240 kit.



Call the Merritt Customer Service Team with questions & clarification. 800.525.0107

This cab rack is NOT A SAFETY DEVICE and will NOT PREVENT SERIOUS INJURY or DEATH from forward shifting cargo as a result of an accident or improper securement.

To prevent SERIOUS INJURY or DEATH:

- ALWAYS secure your cargo in compliance with FMCSA/DOT regulations. See 49 CFR 393 for specific requirements. Be aware of any applicable state motor carrier regulations.
- NEVER consider this cab rack to be part of your cargo securement system. It is not a substitute for any cargo securement device and does not change any of the cargo securement requirements.
- NEVER haul a log trailer or a pole trailer with this cab rack installed. It is a misuse of the cab rack and is strictly prohibited by Merritt Aluminum Products Company.
- NEVER allow cargo to contact cab rack or use cab rack as a tie down point.
- INSPECT cab rack weekly for cracks or damage. If damaged, replace cab rack.
- CHECK torque of all bolts every 90 days. Belts on Moon Brackets 150ft.-lbs. dry.
- Use cab rack for storing chains and equipment. For more information, visit www.merrittproducts.com
- ONLY use a Merritt Mounting Kit. If a Merritt Mounting Kit is not used to install a Merritt cab rack, then your cab rack warranty will be void.

WARNING:

NEVER reuse a mounting kit. ALWAYS read and follow the Merritt Mounting Kit Assembly Instructions to ensure proper installation. If you do not have the proper equipment or skill to install the cab rack, take your vehicle to an authorized dealer.



Need a Cab Rack with a Deck?



- Great for storage, one door, two door and full three door enclosures are available. Internal shelves and chain hangers are popular options. Keep your storage items out of the weather and out of sight.
- Drom decks available from 30" to 96". (See drawing on page 13 - Dimension A)
- Decks are designed to carry 1000 lbs. per linear foot, allowing for more cargo carrying area.
- Aerodynamic shape patterned with the new truck designs.
- Full enclosure option available on all models.

Models and/or Specifications Subject to Change Without Notice.

12





STEP 1: Dyna-Drom

PART#	DESCRIPTION	HxWxL	WT.
302	Dyna-Drom	68" x 80" x 30"	212
303	Dyna-Drom	68" x 80" x 48"	271
304	Dyna-Drom	68" x 80" x 72"	319
305	Dyna-Drom	68" x 80" x 96"	388
346	Dyna-Drom	68" x 86" x 30"	227
347	Dyna-Drom	68" x 86" x 48"	291
348	Dyna-Drom	68" x 86" x 72"	343
349	Dyna-Drom	68" x 86" x 96"	417
342	Dyna-Drom	68" x 96" x 30"	244
343	Dyna-Drom	68" x 96" x 48"	300
344	Dyna-Drom	68" x 96" x 72"	360
345	Dyna-Drom	68" x 96" x 96"	440

STEP 2: Dyna-Drom Options

OPTION#	DESCRIPTION	WT.
142	Grab Handle, 25"	1
144	Bracket, Load Light	1
369	E-Z View Window	-
386	E-Z View Window, Full View	-
128	Chain Rack, without Cover	3
147	Chain Rack, with Locking Cover	5
359	Chain Tray, Drom, Full Width	27

OPTION#	DESCRIPTION	HxWxL	WT.
414	Enclosure 3-Door	64" x 80" x 14"	127
356	Enclosure 3-Door	64" x 86" x 14"	136
357	Enclosure 3-Door	64" x 96" x 14"	145

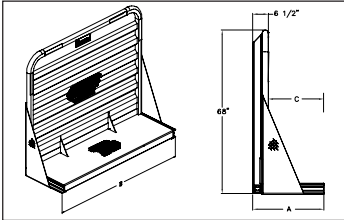
Enclosures:

- Extruded door frame with a full perimeter automotive grade door seal.
- Piano style hinges, 2" Stainless steel Hinge.
- Stainless steel door option available.

STEP 3: Mounting Options

PART#	MOUNTING KIT
351	Drom Mounting Kit for Decks to 4' - 14" Bolts
353	Drom Mounting Kit for Decks 4'6" to 8' - 14" Bolts
354	Drom Mounting Kit for Decks 8'6" & Over - 14" Bolts

- 17" U-bolts are available upon request for chassis with deep frame dimensions.
- Must be installed to Merritt Specifications with a Merritt Mounting Kit.
- Mounting Kits not Included.



Call the Merritt Customer Service Team with questions & clarification. 800.525.0107

This cab rack is NOT A SAFETY DEVICE and will NOT PREVENT SERIOUS INJURY or DEATH from forward shifting cargo as a result of an accident or improper securement.

To prevent SERIOUS INJURY or DEATH:

- ALWAYS secure your cargo in compliance with FMCSA/DOT regulations. See 49 CFR 393 for specific requirements. Be aware of any applicable state motor carrier regulations.
- NEVER consider this cab rack to be part of your cargo securement system. It is not a substitute for any cargo securement device and does not change any of the cargo securement requirements.
- NEVER haul a log trailer or a pole trailer with this cab rack installed. It is a misuse of the cab rack and is strictly prohibited by Merritt Aluminum Products Company.
- NEVER allow cargo to contact cab rack or use cab rack as a tie down point.
- INSPECT cab rack weekly for cracks or damage. If damaged, replace cab rack.
- CHECK torque of all bolts every 90 days. Bolts on Moon Brackets 150ft.-lbs. dry.
- Use cab rack for storing chains and equipment. For more information, visit www.merrittproducts.com
- ONLY use a Merritt Mounting Kit. If a Merritt Mounting Kit is not used to install a Merritt cab rack, then your cab rack warranty will be void.

WARNING:

- NEVER reuse a mounting kit. ALWAYS read and follow the Merritt Mounting Kit Assembly Instructions to ensure proper installation.
- If you do not have the proper equipment or skill to install the cab rack, take your vehicle to an authorized dealer.





Aluminum Cabinet CR



- Large storage area, keep your storage items out of the weather and out of sight.
- No rear uprights, allowing for closer installation to the truck cab, a real space saver.
- Chain hangers and a full width top shelf are built into the design of the Cabinet CR.
- Full three door enclosure. A very compact, usable storage unit.
- Additional mounting brackets not required for standard installations (drilling is required).
A problem solver, mounting system is available for non-standard applications.
- Side door option available for easy access from the ground.
- Shims are provided to accommodate all standard frame widths.
- Smooth Doors are available.

Models and/or Specifications Subject to Change Without Notice.




STEP 1: BASE

PART#	DESCRIPTION	HxWxL	WT.
310	Cabinet-CR	68" x 84" x 18"	320

- Use grade 8 bolts to mount. Refer to the Merritt Mounting Instructions for correct installation.
- Extruded Door Frame with a Full Perimeter Automotive Grade Door Seal.
- 2" Stainless steel Hinges.
- Diamond Plate Surface.
- Stainless steel Door Locks with Dust Covers.
- New Side Door Option for Easier Access to Your Storage Areas.
- UHMW used for Lock Striker Plate, for Easier Operation and Longer Life.

STEP 2: Additional Options

OPTION#	DESCRIPTION	WT.
309	Tarp Strap Holders	1
311	Problem Solver Mounting Kit	81
312	Side Door Assembly (left or right)	16
313	Sliding Beacon Bracket	10
314	Chain Hangers	2
392	Hose Tender	6



Back side of 310

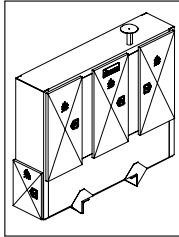
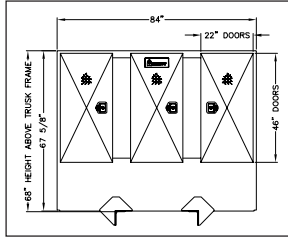


392 & 313 pictured

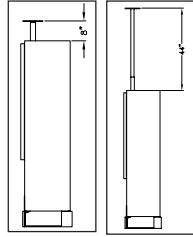
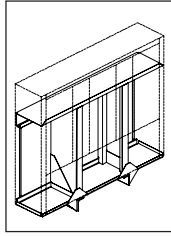


Internal View

STEP 3: Call Merritt Customer Service: 800.525.0107



NOTE: Shown with
OPTIONS 312 & 313



Beacon Bracket
UP Position
Beacon Bracket
DOWN
Position

Call the Merritt Customer Service Team with questions & clarification. 800.525.0107

This cab rack is NOT A SAFETY DEVICE and will NOT PREVENT SERIOUS INJURY or DEATH from forward shifting cargo as a result of an accident or improper securement.

To prevent SERIOUS INJURY or DEATH:

- ALWAYS secure your cargo in compliance with FMCSA/DOT regulations. See 49 CFR 393 for specific requirements. Be aware of any applicable state motor carrier regulations.
- NEVER consider this cab rack to be part of your cargo securement system. It is not a substitute for any cargo securement device and does not change any of the cargo securement requirements.
- NEVER haul a log trailer or a pole trailer with this cab rack installed. It is a misuse of the cab rack and is strictly prohibited by Merritt Aluminum Products Company.
- NEVER allow cargo to contact cab rack or use cab rack as a tie down point.
- INSPECT cab rack weekly for cracks or damage. If damaged, replace cab rack.
- CHECK torque of all bolts every 90 days. Bolts on Moon Brackets 150ft.-lbs. dry.
- Use cab rack for storing chains and equipment. For more information, visit www.merrittproducts.com
- ONLY use a Merritt Mounting Kit. If a Merritt Mounting Kit is not used to install a Merritt cab rack, then your cab rack warranty will be void.

WARNING:

NEVER reuse a mounting kit. ALWAYS read and follow the Merritt Mounting Kit Assembly Instructions to ensure proper installation. If you do not have the proper equipment or skill to install the cab rack, take your vehicle to an authorized dealer.



Models and/or Specifications Subject to Change Without Notice.